

406

Coupé


Colours & Trims
Equipment & Options



PEUGEOT

THE DRIVE OF YOUR LIFE


Colours



— *Scarlet Red*



— *Polaris Blue*



— *Pulsar Yellow*



— *Tucanae Green*



— *Cosmos Grey*



— *Galileo Green*



— *Satellite Grey*



— *Diablo Red*



— *Ariane Blue*

Technical Specification

406 COUPE	2.0	2.0 AUTO	3.0 V6	3.0 V6 AUTO
-----------	-----	----------	--------	-------------

ENGINE

Cubic capacity (cc)	1998	1998	2946	2946
Number of valves	16	16	24	24
Number of cylinders	4	4	6	6
Maximum power HP (PS-DIN)/KW BHP at...RPM	135/97.4 @ 5500	135/97.4 @ 5500	194/140 @ 5500	194/140 @ 5500
Maximum torque Nm (MKg) at... RPM	180 (18.7) @ 4200	180 (18.7) @ 4200	267 (27.8) @ 4000	267 (27.8) @ 4000

WEIGHT KG	2.0	2.0 AUTO	3.0 V6	3.0 V6 AUTO
-----------	-----	----------	--------	-------------

Kerb weight	1340	1388	1458	1481
Gross vehicle weight	1735	1783	1827	1850
Gross train weight	2935	2983	3127	3150
Maximum towing weight (Braked Trailer)	1200	1200	1300	1300

DIMENSIONS MM

Length (mm)	4615			
Width (mm)	1780			
Height (mm)	1352	1352	1354	1354
Wheelbase (mm)	2700			
Boot Space (dm ³)*	390			

TRANSMISSION

Auto adaptive 4-speed automatic transmission (with separate sport & winter settings)		●		●
5-speed manual	●		●	

BRAKES	2.0	2.0 AUTO	3.0 V6	3.0 V6 AUTO
--------	-----	----------	--------	-------------

Ventilated front discs (Diam. mm)	● (283)	● (283)	● (305)	● (305)
Rear discs (Diam. mm)	● (290)	● (290)	● (290)	● (290)
Anti-lock brakes with Electronic Brake Force Distributor	●	●	●	●
Brembo 4 piston braking system			●	●

* Measured using VDA method ● Standard ○ Option

Technical Specification

406 COUPE

2.0

2.0 AUTO

3.0 V6

3.0 V6 AUTO

STEERING

Variable rate power assistance	●	●		
Variable rate power assistance speed related			●	●
Turning circle between kerbs (m)			11.45	

SUSPENSION

Front	Inverted Macpherson type strut with wishbones & de-coupled anti-roll bar
Rear	RS10 Multilink system – four arms per unit plus an anti-roll bar

PERFORMANCE

Max speed mph	126	123	146	143
0 – 62mph (sec.)	10.4	13.5	7.9	9.6
0 – 1000m (sec.)	31.8	34.6	28.7	30.5

TYRES

	205/60 R15	205/60 R15	215/55 R16	215/55 R16
--	------------	------------	------------	------------

FUEL TANK

Capacity (litres)	70	70	70	70
-------------------	----	----	----	----

FUEL CONSUMPTION CEE 93/116* (MPG, LITRES/100KM)

ECE Urban Cycle	21.6 (13.1)	20.0 (14.1)	17.8 (15.9)	16.4 (17.2)
EUDC Out of Town	39.2 (9.7)	39.2 (7.2)	35.3 (8.0)	33.6 (8.4)
Mixed ECE + EUDC	30.1 (9.4)	29.1 (9.7)	25.9 (10.9)	24.4 (11.6)
Co ² Emission GR/UM	223	237	260	281

Equipment & Options

406 COUPE

2.0

V6

V6 SE

SAFETY

Double angle driver's side door mirror	●	●	●
Electrically operated and heated door mirrors	●	●	●
Memory setting for door mirrors			●
Tinted glass	●	●	●
Front screen automatic wiper		●	●
Headlamp wash			●
Driver's airbag	●	●	●
Front passenger's airbag	●	●	●
Front seat mounted head and chest combination side airbags*	○	○	○
Side impact reinforcement beams	●	●	●
Side impact absorbent door padding (front doors)	●	●	●
Height adjustable front seat belts	●	●	●
Front seat belt pre-tensioners and weblocks	●	●	●
2 rear 3-point safety belts	●	●	●
Electrochrome rear view mirror			●

SECURITY

Deadlocks	●	●	●
Advanced engine immobiliser	●	●	●
Ultrasonic alarm	●	●	●
Visible VIN number	●	●	●
Coded radio cassette player	●	●	●
Steering column slip ring	●	●	●

COMFORT & CONVENIENCE

Remote control central locking	●	●	●
Electric front windows with one touch facility	●	●	●
Auto closure of windows with Plip	●	●	●
Rake and reach adjustable steering column	●	●	●
Driver's clutch foot rest	●	●	●
Remote headlamp adjustment from fascia	●	●	●
Chromed interior front ashtray with damped opening	●	●	●
2 grab handles	●	●	●
Driver's vanity mirror with cover and ticket holder	●	●	● (illuminated)
Passenger's vanity mirror	●	●	● (illuminated)
Remote control fuel flap opening	●	●	●

SEATING

Recaro sport front seats & rear bucket seats	●	●	●
Height adjustment of driver's seat	●	●	●
Tilt adjustment of driver's seat	●	●	●
Lumbar adjustment of driver's seat	●	●	●
Passenger seat lumbar adjustment			●
Electrically operated & heated front seats			●
Double memory with 5 settings for driver's seat			●
Fully adjustable front head restraints	●	●	●
Rear head restraints	●	●	●
60/40 Split folding rear seat back	●	●	●
Rear centre armrest plus ski-flap load through facility	●	●	●


● Standard ○ Option at extra cost *Check with your local dealer for availability

Equipment & Options

406 COUPE	2.0	V6	V6 SE
HEATING AND VENTILATION			
Electric tilt/slide glass sunroof with blind	○†	○	○
Air conditioning	○†		
Air conditioning with digital temperature control		●	●
Pollen filter	●	●	●
Illuminated heater controls and rheostat	●	●	●
IN-CAR ENTERTAINMENT			
Audio 4035	●		
Audio 4050	○¹	●	●
CD Autochanger	○¹	●	●
JBL 8 Speaker system with Graphic Equaliser	○¹	○	●
Steering column remote control	●	●	●
Sport aerial – at rear of roofline	●	●	●
INSTRUMENTS			
Speedometer	●	●	●
Fuel and water temperature gauges	●	●	●
Rev counter	●	●	●
Oil level indicator	●	●	●
External temperature indicator	●	●	●
Digital clock	●	●	●
Oil pressure gauge	●	●	●
INTERIOR FEATURES			
Carpet trimmed boot	●	●	●
Moulded dashboard featuring Graphite insert	●	●	●
Single colour tungsten fascia	●	●	●
Chrome instrument surrounds	●	●	●
Lockable front passenger's glovebox with light	●	●	●
Full length centre console featuring 3 stowage areas	●	●	●
Boot lamp	●	●	●
Rear parcel shelf lidded stowage box	●	●	●
Front seat back map pockets	●	●	●
Map reading lamp	●	●	●
Front and rear courtesy lights	●	●	●
Luxury carpet mats		● (Front only)	●
Door sill tread plates	●	●	●
Door sill illumination	●	●	●
Leather rimmed steering wheel	●	●	●
Aluminium/leather gear knob	●	●	●
EXTERIOR FEATURES			
Metallic/Pearlescent paint	○	○	○
Styled bodyside rubbing strips	●	●	●
Body colour door handles	●	●	●
Grey lacquer finish to door mirror housings	●	●	●
16" Alloy wheels with full size alloy spare & locking wheelnuts		●	●
15" Alloy wheels with space saver spare + locking wheel nuts	●		
Body colour bumpers	●	●	●
Electrically folding door mirrors			●
EXTERIOR LIGHTING			
Double optic elliptical front headlamps	●	●	●
Lights on warning buzzer	●	●	●
High level third brake light	●	●	●
Integrated front fog lamps	●	●	●

● Standard ○ Option at extra cost ○† Air conditioning or sunroof ○¹ Combined cost option

Trim materials



*Florio
Blue Cloth*

*Florio
Grey Cloth*



*Ascari Amarante
Red Leather*

*Ascari Sahara
Tan Leather*

*Ascari Storm
Grey Leather*

Colours & Trims

INTERIOR ENVIRONMENT TUNGSTEN					
SOLID COLOURS	Coupé 2.0 & 3.0 V6 Florio Cloth		Coupé 3.0 V6 SE Ascari Leather		
	Blue	Grey	Storm Grey	Sahara Tan	Amarante Red
Scarlet Red	●		●		
Pulsar Yellow	●		●		
METALLIC/PEARLESCENT COLOURS					
Cosmos Grey		●	●	●	●
Satellite Grey	●		●	●	●
Ariane Blue	●		●	●	●
Polaris Blue		●	●	●	
Tucanae Green		●	●	●	
Galileo Green		●	●	●	●
Diablo Red		●	●	●	

● Standard On Coupé 3.0 V6 SE customers can select the leather interior of their choice with certain body colours



It is our policy to continually improve our vehicles in every way and we reserve the right to modify our vehicles' specification (including colour), equipment, accessories and characteristics or to discontinue any model, without notice, at any time.

Every endeavour has been made to ensure that the information, details and descriptions set out in this literature are correct, at the time of going to press. However, we are unable to guarantee that no changes have subsequently taken place to the specification (including colour), equipment, accessories and characteristics of, or relating to, any Peugeot vehicle, after the publication of this literature.

Although every effort is made to bring this literature up to date, from time to time, in order to avoid any misunderstandings, you are advised to check with your Peugeot dealer the specification (including colour), equipment, accessories and equipment relating to any Peugeot vehicle, prior to ordering.

Due to the limitations of the printing process, the colour and trims may differ slightly from the actual cars.